

# Corn, Wheat & Soybean Options Strategies

## Post Rock Extension District – North Central Kansas

Jewell, Kansas – January 10, 2017

**DANIEL O'BRIEN**

EXTENSION AGRICULTURAL ECONOMIST

**KANSAS STATE**  
UNIVERSITY

Department of Agricultural Economics



# Corn Options



**KANSAS STATE**  
UNIVERSITY

Department of Agricultural Economics

“ CME MAY<sup>2017</sup>, JULY<sup>2017</sup> & DEC<sup>2017</sup> Corn Put & Call Options ”



# MAY 2017 Corn Put & Call Options

January 9, 2017

ELEC. CORN (Mar 2017) [10 Minute Delay]

[Refresh](#)

Last	Change	%Chg	Open	High	Low	Previous	Volume	Exchange	Trade Time
358'6	-12	-0.35	359'2	359'4	358'2	360'0	164200	CBOT	01/09/17 23:13

Symbol: @CH17  Symbol Search | Symbol Lookup Strike Range: Near-the-Money

Mar 2017 | May 2017 | Jul 2017 | Sep 2017 | Dec 2017 | Mar 2018 | May 2018 | Jul 2018 | Dec 2018 | Dec 2019 Mar 2017

## Mar 2017 Options

Days Until Expiration: 46

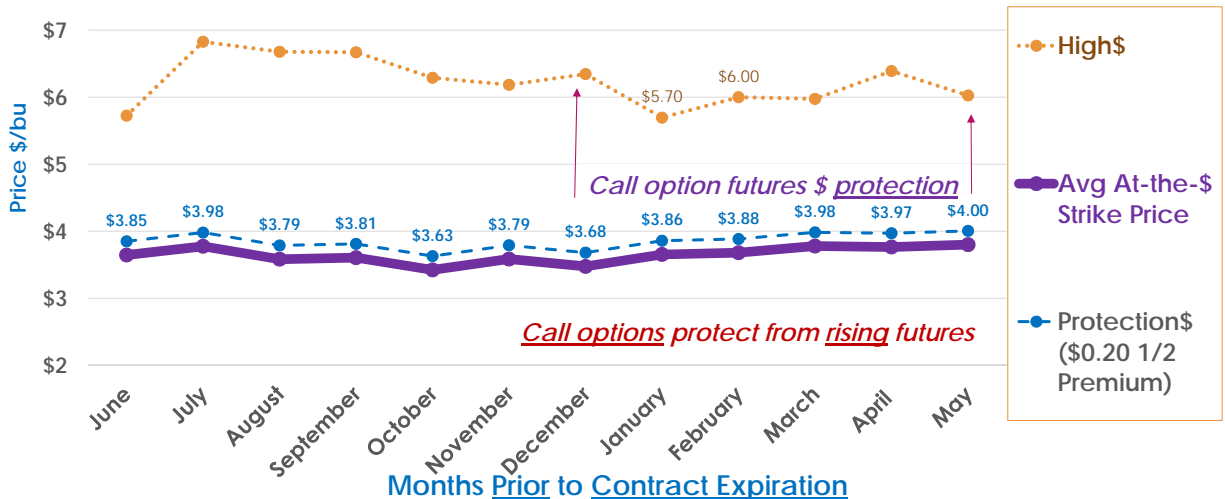
Calls									Puts								
Symbol	Price	Chg	Open	High	Low	Volume	Open Int	Strike	Symbol	Price	Chg	Open	High	Low	Volume	Open Int	
<input type="checkbox"/> @CH17C3350	26'7s	1'7	---	---	---	0	35	3350	<input type="checkbox"/> @CH17P3350	1'7s	-0'1	2'1	2'3	1'7	231	5581	
<input type="checkbox"/> @CH17C3400	22'6s	1'7	22'3	22'4	20'0	45	7268	3400	<input type="checkbox"/> @CH17P3400	2'6s	-0'1	2'7	3'4	2'5	427	21635	
<input type="checkbox"/> @CH17C3450	18'7s	1'5	17'6	17'7	15'7	10	779	3450	<input type="checkbox"/> @CH17P3450	3'7s	-0'3	4'3	4'6	3'6	267	4261	
<input type="checkbox"/> @CH17C3500	14'4	-0'6	14'4	14'4	14'4	552	26749	3500	<input type="checkbox"/> @CH17P3500	5'6	0'4	5'4	5'6	5'4	928	41503	
<input type="checkbox"/> @CH17C3550	12'1s	1'2	10'2	10'2	10'2	27	2866	3550	<input type="checkbox"/> @CH17P3550	7'1s	-0'6	7'6	9'0	7'0	391	5210	
<input type="checkbox"/> @CH17C3600	9'3s	1'0	9'0	9'4	7'2	1025	23439	3600	<input type="checkbox"/> @CH17P3600	9'3s	-1'0	9'7	11'6	9'4	870	17754	
<input type="checkbox"/> @CH17C3650	7'1s	0'6	6'0	7'4	5'4	938	4821	3650	<input type="checkbox"/> @CH17P3650	12'1s	-1'2	14'3	14'3	14'3	251	948	
<input type="checkbox"/> @CH17C3700	5'3s	0'5	4'4	5'4	4'1	1143	15929	3700	<input type="checkbox"/> @CH17P3700	15'3s	-1'3	---	---	---	2	4101	
<input type="checkbox"/> @CH17C3750	4'0s	0'4	3'3	4'0	3'3	96	3531	3750	<input type="checkbox"/> @CH17P3750	19'0s	-1'4	---	---	---	0	45	
<input type="checkbox"/> @CH17C3800	3'0s	0'3	2'3	3'1	2'3	250	18389	3800	<input type="checkbox"/> @CH17P3800	23'0s	-1'5	22'4	22'4	22'4	4	1906	
<input type="checkbox"/> @CH17C3850	2'0	-0'2	2'0	2'0	2'0	34	1106	3850	<input type="checkbox"/> @CH17P3850	27'2s	-1'6	---	---	---	0	20	

  In the money   At the money

Quotes generated on: Mon, Jan 9, 2017 11:29 PM CST

# MAY Corn Futures & Call Option Payouts

Monthly: MY 2006/07 - 2015/16 (adjusted #s)



# JULY 2017 Corn Put & Call Options

January 9, 2017

ELEC. CORN (Jul 2017) [10 Minute Delay]

[Refresh](#)

Last	Change	%Chg	Open	High	Low	Previous	Volume	Exchange	Trade Time
372'6	-1'2	-0.33	373'0	373'2	372'2	374'0	35386	CBOT	01/09/17 22:58

Symbol: @CN17 [Go](#) [Symbol Search](#) | [Symbol Lookup](#) Strike Range: Near-the-Money [Chart](#) | [Options](#) | [Futures Chain](#)

Mar 2017 | May 2017 | Jul 2017 | Sep 2017 | Dec 2017 | Mar 2018 | May 2018 | Jul 2018 | Dec 2018 | Dec 2019 Jul 2017

## Jul 2017 Options

Days Until Expiration: 165

Calls										Puts							
Symbol	Price	Chg	Open	High	Low	Volume	Open Int	Strike	Symbol	Price	Chg	Open	High	Low	Volume	Open Int	
<input checked="" type="checkbox"/> @CN17C3200	57'1s	2'1	---	---	---	2	116	3200	<input checked="" type="checkbox"/> @CN17P3200	3'3s	-0'3	3'4	3'5	3'4	22	5300	
<input checked="" type="checkbox"/> @CN17C3300	49'1s	2'0	---	---	---	0	170	3300	<input checked="" type="checkbox"/> @CN17P3300	5'4	0'2	5'4	5'4	5'4	19	6032	
<input checked="" type="checkbox"/> @CN17C3400	41'5s	1'7	41'4	41'4	41'4	1	2073	3400	<input checked="" type="checkbox"/> @CN17P3400	7'6s	-0'5	8'4	8'7	7'7	341	7864	
<input checked="" type="checkbox"/> @CN17C3500	35'0s	1'6	32'4	33'4	32'4	23	1811	3500	<input checked="" type="checkbox"/> @CN17P3500	11'1s	-0'6	11'4	12'6	11'1	44	6729	
<input checked="" type="checkbox"/> @CN17C3600	29'2s	1'4	27'1	29'1	27'1	38	7016	3600	<input checked="" type="checkbox"/> @CN17P3600	15'2s	-1'0	16'1	16'4	15'5	17	40389	
<input checked="" type="checkbox"/> @CN17C3700	24'2s	1'3	23'1	24'1	22'4	70	7446	3700	<input checked="" type="checkbox"/> @CN17P3700	20'7	0'5	20'7	20'7	20'7	29	3510	
<input checked="" type="checkbox"/> @CN17C3800	20'0	0'0	20'4	20'4	20'0	43	6590	3800	<input checked="" type="checkbox"/> @CN17P3800	26'0s	-1'1	27'6	28'2	26'1	137	2848	
<input checked="" type="checkbox"/> @CN17C3900	16'0	-0'3	16'0	16'0	16'0	13	2942	3900	<input checked="" type="checkbox"/> @CN17P3900	32'2s	-1'2	---	---	---	0	682	
<input checked="" type="checkbox"/> @CN17C4000	13'0	-0'3	13'0	13'0	13'0	51	11551	4000	<input checked="" type="checkbox"/> @CN17P4000	39'2s	-1'3	---	---	---	0	801	
<input checked="" type="checkbox"/> @CN17C4100	10'1	-0'6	10'1	10'1	10'1	87	6194	4100	<input checked="" type="checkbox"/> @CN17P4100	46'6s	-1'4	---	---	---	0	203	
<input checked="" type="checkbox"/> @CN17C4200	8'6s	0'6	8'4	8'4	7'4	100	2838	4200	<input checked="" type="checkbox"/> @CN17P4200	54'5s	-1'5	---	---	---	0	522	

In the money At the money

Quotes generated on: Mon, Jan 9, 2017 11:30 PM CST

# DEC 2017 Corn Put & Call Options

January 9, 2017

ELEC. CORN (Dec 2017) [10 Minute Delay]

[Refresh](#)

Last	Change	%Chg	Open	High	Low	Previous	Volume	Exchange	Trade Time
386'4	-1'0	-0.26	386'4	387'0	386'2	387'4	17784	CBOT	01/09/17 22:58

Symbol: @CZ17 [Go](#) [Symbol Search](#) | [Symbol Lookup](#) Strike Range: Near-the-Money [Chart](#) | [Options](#) | [Futures Chain](#)

Mar 2017 | May 2017 | Jul 2017 | Sep 2017 | Dec 2017 | Mar 2018 | May 2018 | Jul 2018 | Dec 2018 | Dec 2019 Dec 2017

## Dec 2017 Options

Days Until Expiration: 319

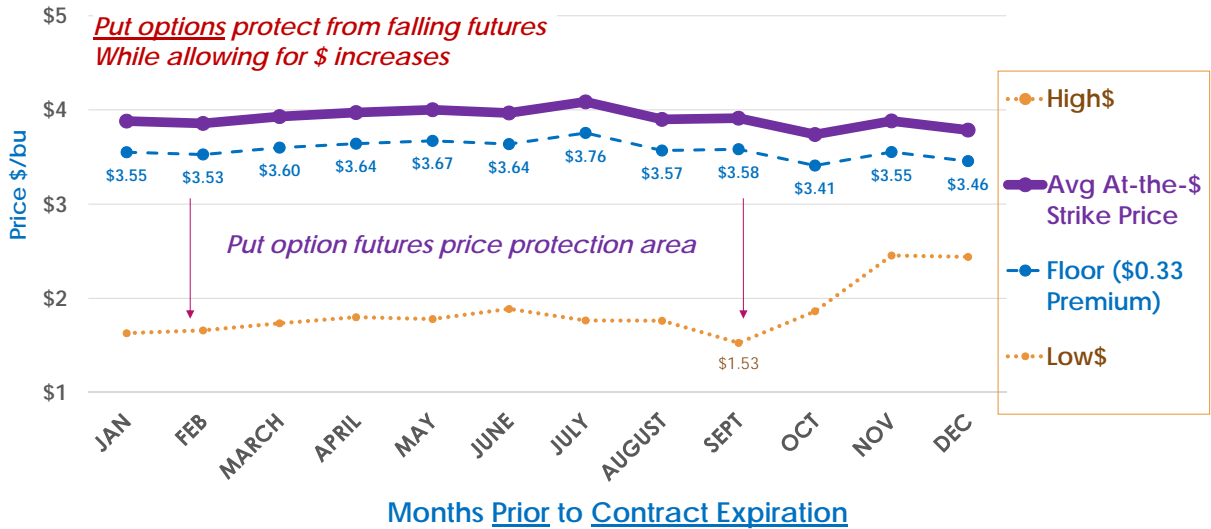
Calls										Puts							
Symbol	Price	Chg	Open	High	Low	Volume	Open Int	Strike	Symbol	Price	Chg	Open	High	Low	Volume	Open Int	
<input checked="" type="checkbox"/> @CZ17C3400	57'4s	1'6	---	---	---	2	102	3400	<input checked="" type="checkbox"/> @CZ17P3400	10'3s	-0'2	11'0	11'0	10'3	106	12780	
<input checked="" type="checkbox"/> @CZ17C3500	51'0s	1'4	49'4	49'4	49'4	2	129	3500	<input checked="" type="checkbox"/> @CZ17P3500	13'6s	-0'4	14'2	14'6	14'2	23	13483	
<input checked="" type="checkbox"/> @CZ17C3600	45'0s	1'3	---	---	---	0	103	3600	<input checked="" type="checkbox"/> @CZ17P3600	17'6s	-0'5	18'3	18'6	17'6	97	3571	
<input checked="" type="checkbox"/> @CZ17C3700	39'4	-0'3	39'4	39'4	39'4	0	1897	3700	<input checked="" type="checkbox"/> @CZ17P3700	23'1	0'5	23'1	23'1	23'1	4	7051	
<input checked="" type="checkbox"/> @CZ17C3800	34'4	-0'5	34'4	34'4	34'4	16	2600	3800	<input checked="" type="checkbox"/> @CZ17P3800	27'5s	-0'7	28'0	29'2	27'6	239	6653	
<input checked="" type="checkbox"/> @CZ17C3900	30'7s	1'1	29'4	29'4	29'4	261	4747	3900	<input checked="" type="checkbox"/> @CZ17P3900	33'3s	-0'7	33'1	33'4	33'1	146	3080	
<input checked="" type="checkbox"/> @CZ17C4000	27'1s	1'0	26'0	27'3	25'6	335	13003	4000	<input checked="" type="checkbox"/> @CZ17P4000	39'4s	-1'0	---	---	---	0	3270	
<input checked="" type="checkbox"/> @CZ17C4100	23'7s	1'0	---	---	---	0	1126	4100	<input checked="" type="checkbox"/> @CZ17P4100	46'2s	-0'7	---	---	---	0	920	
<input checked="" type="checkbox"/> @CZ17C4200	20'0	-0'7	20'0	20'0	20'0	22	5279	4200	<input checked="" type="checkbox"/> @CZ17P4200	53'1s	-1'1	---	---	---	0	595	
<input checked="" type="checkbox"/> @CZ17C4300	18'0	-0'3	18'0	18'0	18'0	38	3573	4300	<input checked="" type="checkbox"/> @CZ17P4300	60'4s	-1'1	---	---	---	0	9	
<input checked="" type="checkbox"/> @CZ17C4400	16'1s	0'7	15'4	15'4	15'4	219	2669	4400	<input checked="" type="checkbox"/> @CZ17P4400	68'2s	-1'1	---	---	---	0	82	

In the money At the money

Quotes generated on: Mon, Jan 9, 2017 11:32 PM CST

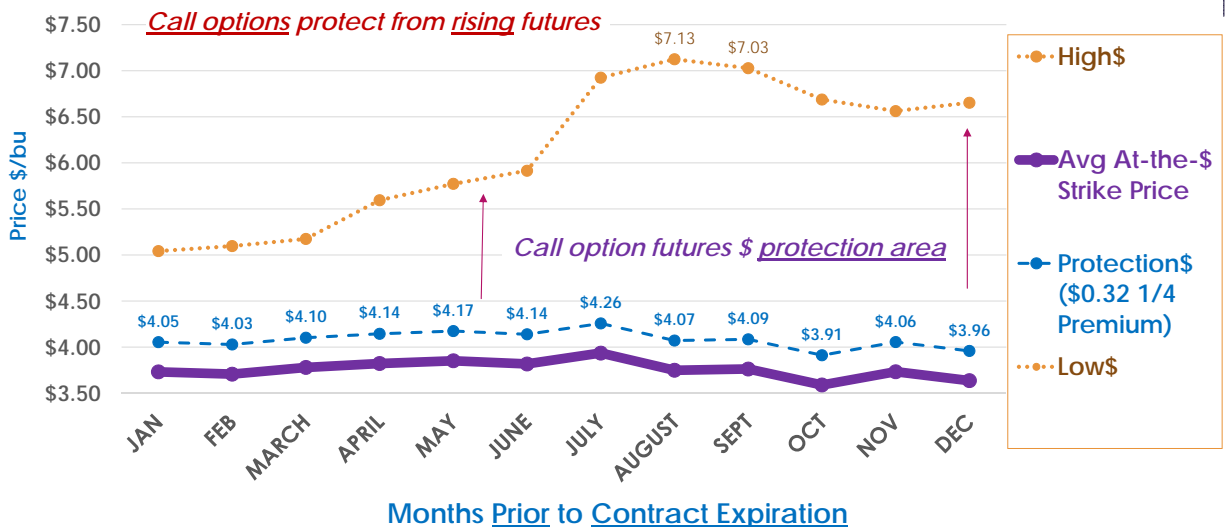
# DEC Corn Futures & Put Options Payouts

Monthly: MY 2006/07 - 2015/16 (adjusted #s)



# DEC Corn Futures & Call Options Payouts

Monthly: MY 2006/07 - 2015/16



# Wheat Options



**KANSAS STATE**  
UNIVERSITY

Department of Agricultural Economics

“

CME MAY<sup>2017</sup>, JULY<sup>2017</sup> &

DEC<sup>2017</sup> HRW Wheat

Put & Call Options

”

# CME Kansas Hard Red Winter Wheat

Monthly Chart: Nov. 2007 – December 2016 + 1/9/2017 close



# MAY 2017 HRW Wheat Put & Call Options

January 9, 2017

ELEC. HRW WHEAT (May 2017) [10 Minute Delay]

Refresh

Last	Change	%Chg	Open	High	Low	Previous	Volume	Exchange	Trade Time
450'2	0'0		449'2	450'2	448'4	450'2	5862	KCBT	01/09/17 22:36

Symbol: @KWK17  Symbol Search | Symbol Lookup Strike Range: Near-the-Money

Mar 2017 | May 2017 | Jul 2017 | Sep 2017 | Dec 2017 | Mar 2018 | May 2017

## May 2017 Options

Days Until Expiration: 102

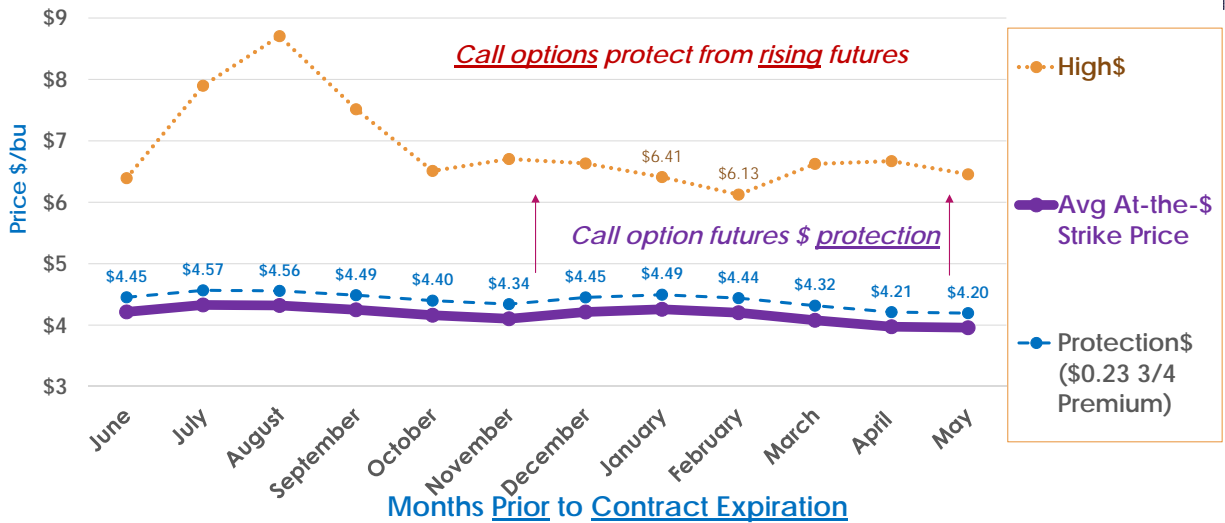
Calls									Puts							
Symbol	Price	Chg	Open	High	Low	Volume	Open Int	Strike	Symbol	Price	Chg	Open	High	Low	Volume	Open Int
<input type="checkbox"/> @KWK17C4100	457s	3'6	---	---	---	0	5	4000	<input type="checkbox"/> @KWK17P4000	3'5s	-1'1	---	---	---	0	205
<input type="checkbox"/> @KWK17C4200	38'6s	3'3	---	---	---	0	30	4100	<input type="checkbox"/> @KWK17P4100	5'6s	-1'4	---	---	---	0	49
<input type="checkbox"/> @KWK17C4300	32'5s	3'0	29'0	30'4	29'0	5	183	4300	<input type="checkbox"/> @KWK17P4200	8'5s	-1'7	---	---	---	0	258
<input type="checkbox"/> @KWK17C4400	27'2s	2'5	---	---	---	0	1380	4400	<input type="checkbox"/> @KWK17P4300	12'3s	-2'2	---	---	---	0	159
<input type="checkbox"/> @KWK17C4500	22'5s	2'2	---	---	---	0	380	4500	<input type="checkbox"/> @KWK17P4400	17'0s	-2'5	---	---	---	0	62
<input type="checkbox"/> @KWK17C4600	18'7s	2'0	18'0	18'0	18'0	1	139	4600	<input type="checkbox"/> @KWK17P4500	22'3s	-3'0	---	---	---	0	27
<input type="checkbox"/> @KWK17C4700	15'5s	1'5	14'0	14'0	14'0	8	724	4700	<input type="checkbox"/> @KWK17P4600	28'5s	-3'2	---	---	---	0	9
<input type="checkbox"/> @KWK17C4800	13'0s	1'3	---	---	---	0	120	4800	<input type="checkbox"/> @KWK17P4700	35'3s	-3'4	---	---	---	0	1
<input type="checkbox"/> @KWK17C4900	10'7s	1'2	---	---	---	0	173	4900	<input type="checkbox"/> @KWK17P4800	42'5s	-3'7	---	---	---	0	251
<input type="checkbox"/> @KWK17C5000	9'3	0'2	9'3	9'3	9'3	4	189	5000	<input type="checkbox"/> @KWK17P4900	50'4s	-4'0	---	---	---	0	0
<input type="checkbox"/> @KWK17C5100	7'5s	0'7	---	---	---	0	89	5100	<input type="checkbox"/> @KWK17P5000	58'6s	-4'1	---	---	---	0	6

In the money At the money

Quotes generated on: Mon, Jan 9, 2017 11:36 PM CST

# MAY 2017 HRW Wheat Futures & Call Payouts

Monthly: MY 2006/07 - 2015/16 (adjusted #s)



# JULY 2017 HRW Wheat Put & Call Options

January 9, 2017

ELEC. HRW WHEAT (Jul 2017) [10 Minute Delay]

[Refresh](#)

Last	Change	%Chg	Open	High	Low	Previous	Volume	Exchange	Trade Time
461'4	-0'2	-0.05	461'0	461'6	460'6	461'6	6798	KCBT	01/09/17 23:13

Symbol: @KWN17  [Symbol Search](#) | [Symbol Lookup](#) Strike Range: Near-the-Money

Mar 2017 | May 2017 | Jul 2017 | Sep 2017 | Dec 2017 | Mar 2018 | Jul 2017

## Jul 2017 Options

Days Until Expiration: 165

Calls									Puts								
Symbol	Price	Chg	Open	High	Low	Volume	Open Int	Strike	Symbol	Price	Chg	Open	High	Low	Volume	Open Int	
<input checked="" type="checkbox"/> @KWN17C4100	59'2s	3'6	---	---	---	0	1	4100	<input checked="" type="checkbox"/> @KWN17P4100	7'6s	-1'3	---	---	---	0	70	
<input checked="" type="checkbox"/> @KWN17C4200	52'2s	3'5	---	---	---	0	2	4200	<input checked="" type="checkbox"/> @KWN17P4200	10'5s	-1'6	---	---	---	0	228	
<input checked="" type="checkbox"/> @KWN17C4300	45'6s	3'2	---	---	---	0	50	4300	<input checked="" type="checkbox"/> @KWN17P4300	14'1s	-2'0	15'0	15'0	15'0	8	176	
<input checked="" type="checkbox"/> @KWN17C4400	40'0s	2'7	---	---	---	0	128	4400	<input checked="" type="checkbox"/> @KWN17P4400	18'3s	-2'2	19'5	19'5	18'6	5	306	
<input checked="" type="checkbox"/> @KWN17C4500	34'7s	2'5	---	---	---	0	170	4500	<input checked="" type="checkbox"/> @KWN17P4500	23'1s	-2'5	---	---	---	0	56	
<input checked="" type="checkbox"/> @KWN17C4600	30'0	-0'3	30'0	30'0	30'0	1	221	4600	<input checked="" type="checkbox"/> @KWN17P4600	28'5s	-2'7	---	---	---	0	124	
<input checked="" type="checkbox"/> @KWN17C4700	26'4s	2'1	26'0	26'0	26'0	10	268	4700	<input checked="" type="checkbox"/> @KWN17P4700	34'6s	-3'0	---	---	---	0	33	
<input checked="" type="checkbox"/> @KWN17C4800	23'1s	1'7	---	---	---	0	434	4800	<input checked="" type="checkbox"/> @KWN17P4800	41'2s	-3'3	---	---	---	0	26	
<input checked="" type="checkbox"/> @KWN17C4900	20'1s	1'5	---	---	---	0	132	4900	<input checked="" type="checkbox"/> @KWN17P4900	48'2s	-3'5	---	---	---	0	2	
<input checked="" type="checkbox"/> @KWN17C5000	17'5s	1'4	16'7	17'6	15'5	70	1419	5000	<input checked="" type="checkbox"/> @KWN17P5000	55'6s	-3'6	---	---	---	0	6	
<input checked="" type="checkbox"/> @KWN17C5100	15'3s	1'2	---	---	---	0	78	5100	<input checked="" type="checkbox"/> @KWN17P5100	63'3s	-4'0	---	---	---	0	2	

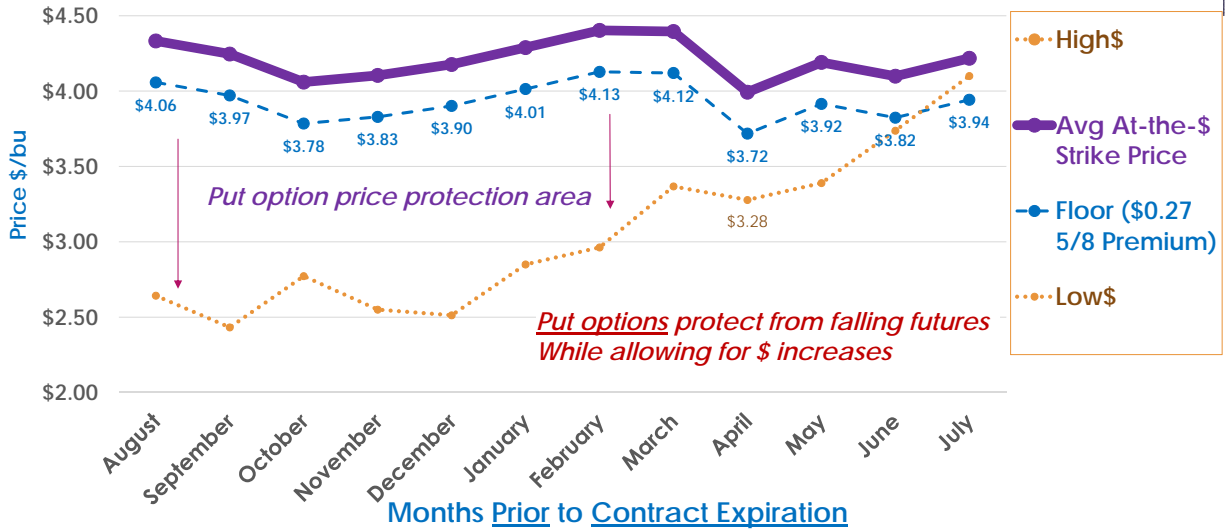
    In the money     At the money

Quotes generated on: Mon, Jan 9, 2017 11:38 PM CST



# JULY 2017 HRW Wheat Futures & Put Payouts

Monthly: MY 2006/07 - 2015/16



# DEC 2017 HRW Wheat Put & Call Options

January 9, 2017

ELEC. HRW WHEAT (Dec 2017) [10 Minute Delay]

[Refresh](#)

Last	Change	%Chg	Open	High	Low	Previous	Volume	Exchange	Trade Time
493'6s	6'0	1.23	487'6	494'0	486'2	487'6	719	KCBT	01/09/17 13:18

Symbol: @KWZ17  [Symbol Search](#) | [Symbol Lookup](#) Strike Range: Near-the-Money

Mar 2017 | May 2017 | Jul 2017 | Sep 2017 | Dec 2017 | Mar 2018 Dec 2017

## Dec 2017 Options


Days Until Expiration: 319

Calls									Puts								
Symbol	Price	Chg	Open	High	Low	Volume	Open Int	Strike	Symbol	Price	Chg	Open	High	Low	Volume	Open Int	
<input type="checkbox"/> @KWZ17C4400	67'4s	4'1	---	---	---	0	0	4400	<input type="checkbox"/> @KWZ17P4400	14'1s	-1'7	---	---	---	0	0	
<input type="checkbox"/> @KWZ17C4500	61'1s	3'6	---	---	---	0	0	4500	<input type="checkbox"/> @KWZ17P4500	17'6s	-2'1	---	---	---	0	0	
<input type="checkbox"/> @KWZ17C4600	55'4s	3'5	---	---	---	0	0	4600	<input type="checkbox"/> @KWZ17P4600	22'0s	-2'3	---	---	---	0	0	
<input type="checkbox"/> @KWZ17C4700	50'1s	3'1	---	---	---	0	8	4700	<input type="checkbox"/> @KWZ17P4700	26'5s	-2'6	---	---	---	0	0	
<input type="checkbox"/> @KWZ17C4800	45'4s	2'7	42'6	43'6	42'6	3	802	4800	<input type="checkbox"/> @KWZ17P4800	31'7s	-3'0	---	---	---	0	0	
<input type="checkbox"/> @KWZ17C4900	41'2s	2'6	---	---	---	0	0	4900	<input type="checkbox"/> @KWZ17P4900	37'4s	-3'2	---	---	---	0	0	
<input type="checkbox"/> @KWZ17C5000	37'2s	2'3	---	---	---	0	14	5000	<input type="checkbox"/> @KWZ17P5000	43'4s	-3'4	---	---	---	0	0	
<input type="checkbox"/> @KWZ17C5100	33'6s	2'2	---	---	---	0	0	5100	<input type="checkbox"/> @KWZ17P5100	49'7s	-3'6	---	---	---	0	0	
<input type="checkbox"/> @KWZ17C5200	30'4s	2'0	---	---	---	0	0	5200	<input type="checkbox"/> @KWZ17P5200	56'4s	-4'0	---	---	---	0	0	
<input type="checkbox"/> @KWZ17C5300	27'4s	1'6	---	---	---	0	0	5300	<input type="checkbox"/> @KWZ17P5300	63'4s	-4'1	---	---	---	0	0	
<input type="checkbox"/> @KWZ17C5400	24'7s	1'5	---	---	---	0	0	5400	<input type="checkbox"/> @KWZ17P5400	70'6s	-4'3	---	---	---	0	0	

In the money  At the money

Quotes generated on: Mon, Jan 9, 2017 11:39 PM CST

# Soybean Options



**KANSAS STATE**  
UNIVERSITY

Department of Agricultural Economics

“

**CME MAY<sup>2017</sup>, AUG<sup>2017</sup> &  
NOV<sup>2017</sup> Soybean  
Put & Call Options**

”

# CME Soybean Futures

Monthly Chart: Nov. 2007 – December 2016 + 1/9/2017 close



# MAY 2017 Soybean Put & Call Options

January 9, 2017

ELEC. SOYBEANS (May 2017) [10 Minute Delay]

[Refresh 2](#)

Last	Change	%Chg	Open	High	Low	Previous	Volume	Exchange	Trade Time
1007.2	-7.0	-0.69	1012.6	1013.4	1006.2	1014.2	30781	CBOT	01/09/17 23:31

Symbol: @SK17  [Symbol Search](#) | [Symbol Lookup](#) Strike Range: Near-the-Money

Mar 2017 | May 2017 | Jul 2017 | Aug 2017 | Sep 2017 | Nov 2017 | Jan 2018 | Mar 2018 | Nov 2018 | May 2017

## May 2017 Options

Days Until Expiration: 102

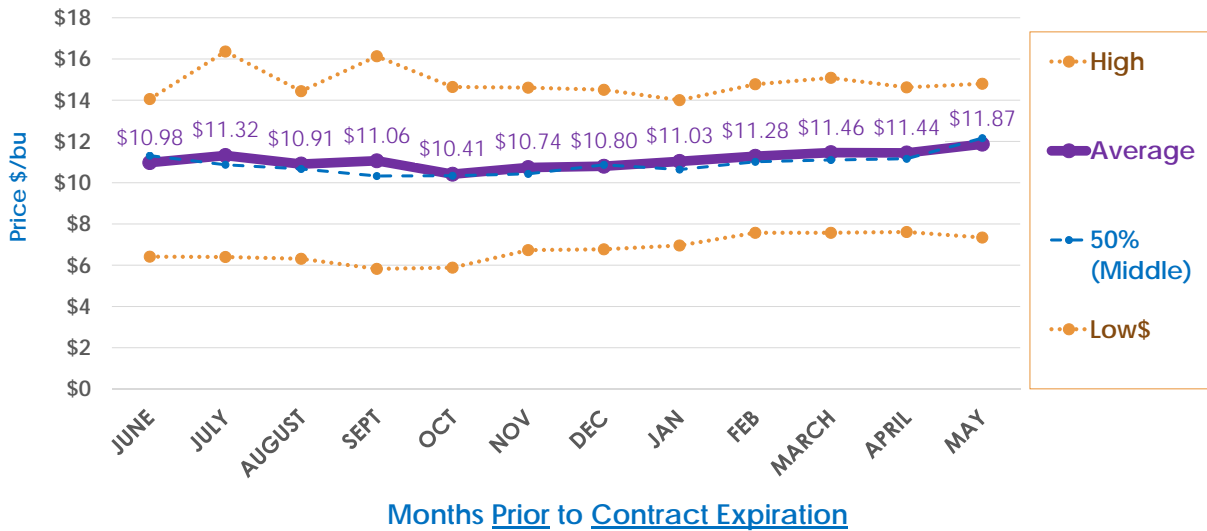
Calls									Puts							
Symbol	Price	Chg	Open	High	Low	Volume	Open Int	Strike	Symbol	Price	Chg	Open	High	Low	Volume	Open Int
<input checked="" type="checkbox"/> @SK17C9000	118'4s	10'1	---	---	---	0	0	9000	<input checked="" type="checkbox"/> @SK17P9000	4'4s	-0'5	4'7	4'7	4'5	183	6256
<input checked="" type="checkbox"/> @SK17C9200	100'5s	9'5	---	---	---	0	20	9200	<input checked="" type="checkbox"/> @SK17P9200	6'5s	-1'1	7'2	7'2	7'0	78	3248
<input checked="" type="checkbox"/> @SK17C9400	84'0s	8'7	---	---	---	0	30	9400	<input checked="" type="checkbox"/> @SK17P9400	11'0	1'1	11'0	11'0	11'0	169	6464
<input checked="" type="checkbox"/> @SK17C9600	68'6s	8'1	---	---	---	0	544	9600	<input checked="" type="checkbox"/> @SK17P9600	16'4	1'7	16'4	16'4	16'4	69	2262
<input checked="" type="checkbox"/> @SK17C9800	55'2s	7'0	---	---	---	25	691	9800	<input checked="" type="checkbox"/> @SK17P9800	21'1s	-3'5	24'0	24'5	21'6	161	1312
<input checked="" type="checkbox"/> @SK17C10000	43'6s	6'0	40'6	40'6	40'6	16	1295	10000	<input checked="" type="checkbox"/> @SK17P10000	29'4s	-4'6	33'4	33'7	30'0	126	4855
<input checked="" type="checkbox"/> @SK17C10200	33'7s	4'5	29'0	30'2	29'0	230	2239	10200	<input checked="" type="checkbox"/> @SK17P10200	39'5s	-6'1	---	---	---	0	1699
<input checked="" type="checkbox"/> @SK17C10400	26'0s	3'5	22'2	23'4	22'2	39	2099	10400	<input checked="" type="checkbox"/> @SK17P10400	51'5s	-7'1	57'0	57'0	53'5	3	921
<input checked="" type="checkbox"/> @SK17C10600	19'6s	2'5	17'2	19'0	17'2	38	2128	10600	<input checked="" type="checkbox"/> @SK17P10600	65'3s	-8'1	---	---	---	0	623
<input checked="" type="checkbox"/> @SK17C10800	15'0s	1'7	---	---	---	75	955	10800	<input checked="" type="checkbox"/> @SK17P10800	80'5s	-8'6	---	---	---	0	204
<input checked="" type="checkbox"/> @SK17C11000	11'4s	1'3	10'0	11'4	10'0	308	3641	11000	<input checked="" type="checkbox"/> @SK17P11000	97'0s	-9'3	---	---	---	0	361

In the money  At the money

Quotes generated on: Mon, Jan 9, 2017 11:41 PM CST

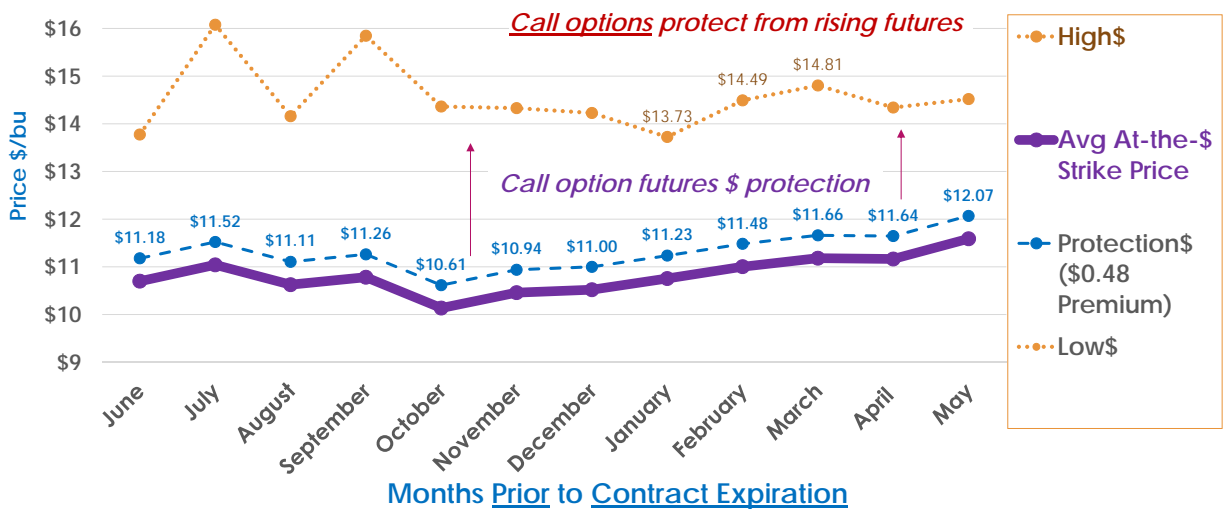
# MAY Soybean Futures: MY 2006/07-2015/16

## Monthly (1<sup>st</sup> Wednesdays)



# MAY Soybean Futures & Call Option Payouts

## Monthly: MY 2006/07 - 2015/16 (adjusted #s)



# AUG 2017 Soybean Put & Call Options

January 9, 2017

ELEC. SOYBEANS (Aug 2017) [10 Minute Delay]

[Refresh 2](#)

Last	Change	%Chg	Open	High	Low	Previous	Volume	Exchange	Trade Time
1014'0	-6'2	-0.61	1017'2	1017'2	1014'0	1020'2	637	CBOT	01/09/17 20:01

Symbol: @SQ17  [Symbol Search](#) | [Symbol Lookup](#) Strike Range: Near-the-Money

Mar 2017 | May 2017 | Jul 2017 | Aug 2017 | Sep 2017 | Nov 2017 | Jan 2018 | Mar 2018 | Nov 2018

## Aug 2017 Options

Days Until Expiration: 193

Calls										Puts						
Symbol	Price	Chg	Open	High	Low	Volume	Open Int	Strike	Symbol	Price	Chg	Open	High	Low	Volume	Open Int
<input checked="" type="checkbox"/> @SQ17C9200	115'4s	8'5	---	---	---	0	0	9200	<input checked="" type="checkbox"/> @SQ17P9200	15'6s	-2'0	---	---	---	0	24
<input checked="" type="checkbox"/> @SQ17C9400	100'6s	8'1	---	---	---	0	0	9400	<input checked="" type="checkbox"/> @SQ17P9400	20'7s	-2'5	---	---	---	0	56
<input checked="" type="checkbox"/> @SQ17C9600	87'3s	7'5	---	---	---	0	0	9600	<input checked="" type="checkbox"/> @SQ17P9600	27'3s	-3'1	29'0	29'0	29'0	1	4
<input checked="" type="checkbox"/> @SQ17C9800	74'7s	6'6	---	---	---	0	0	9800	<input checked="" type="checkbox"/> @SQ17P9800	34'7s	-3'7	---	---	---	0	47
<input checked="" type="checkbox"/> @SQ17C10000	63'7s	6'0	---	---	---	0	8	10000	<input checked="" type="checkbox"/> @SQ17P10000	43'6s	-4'5	46'0	46'0	46'0	1	142
<input checked="" type="checkbox"/> @SQ17C10200	54'2s	5'3	---	---	---	0	20	10200	<input checked="" type="checkbox"/> @SQ17P10200	54'0s	-5'3	55'4	55'4	55'4	2	22
<input checked="" type="checkbox"/> @SQ17C10400	45'7s	4'6	---	---	---	0	12	10400	<input checked="" type="checkbox"/> @SQ17P10400	65'4s	-5'7	---	---	---	0	7
<input checked="" type="checkbox"/> @SQ17C10600	38'6s	4'3	---	---	---	0	77	10600	<input checked="" type="checkbox"/> @SQ17P10600	78'3s	-6'2	---	---	---	0	74
<input checked="" type="checkbox"/> @SQ17C10800	32'5s	3'7	---	---	---	0	12	10800	<input checked="" type="checkbox"/> @SQ17P10800	92'4s	-6'6	---	---	---	0	0
<input checked="" type="checkbox"/> @SQ17C11000	27'4s	3'5	---	---	---	0	52	11000	<input checked="" type="checkbox"/> @SQ17P11000	106'7s	-7'1	---	---	---	0	0
<input checked="" type="checkbox"/> @SQ17C11200	23'1s	3'2	---	---	---	0	2	11200	<input checked="" type="checkbox"/> @SQ17P11200	122'3s	-7'4	---	---	---	0	0

In the money  At the money

Quotes generated on: Mon, Jan 9, 2017 11:42 PM CST

# NOV 2017 Soybean Put & Call Options

January 9, 2017

ELEC. SOYBEANS (Nov 2017) [10 Minute Delay]

[Refresh 2](#)

Last	Change	%Chg	Open	High	Low	Previous	Volume	Exchange	Trade Time
987'2	-6'4	-0.65	992'2	992'2	986'6	993'6	6332	CBOT	01/09/17 23:16

Symbol: @SX17  [Symbol Search](#) | [Symbol Lookup](#) Strike Range: Near-the-Money

Mar 2017 | May 2017 | Jul 2017 | Aug 2017 | Sep 2017 | Nov 2017 | Jan 2018 | Mar 2018 | Nov 2018

## Nov 2017 Options

Days Until Expiration: 291

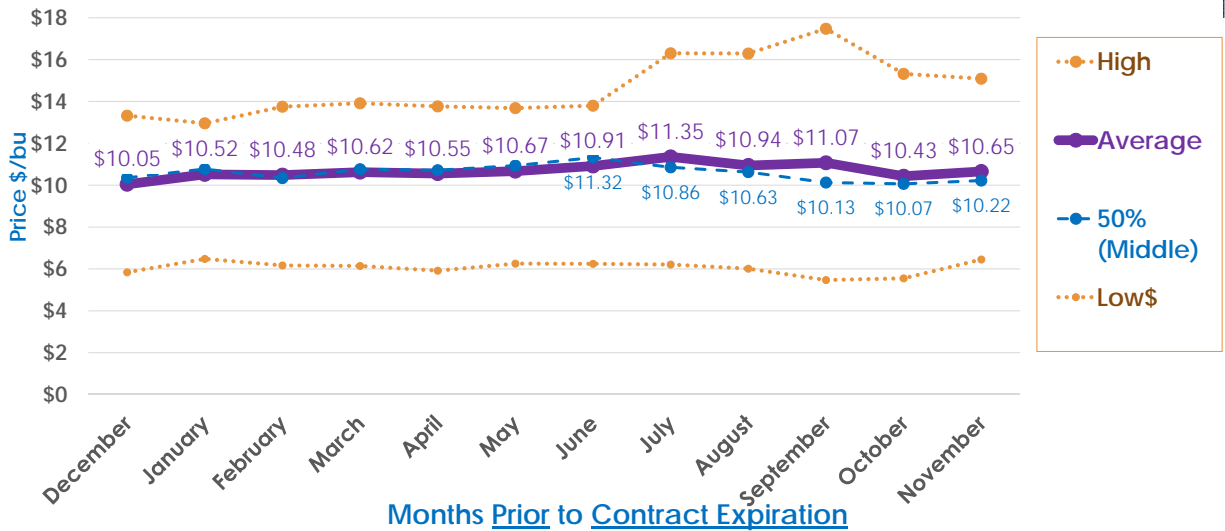
Calls										Puts						
Symbol	Price	Chg	Open	High	Low	Volume	Open Int	Strike	Symbol	Price	Chg	Open	High	Low	Volume	Open Int
<input checked="" type="checkbox"/> @SX17C8800	131'5s	9'5	---	---	---	0	76	8800	<input checked="" type="checkbox"/> @SX17P8800	18'5s	-1'5	19'0	19'4	18'6	64	2453
<input checked="" type="checkbox"/> @SX17C9000	116'7s	9'0	---	---	---	0	33	9000	<input checked="" type="checkbox"/> @SX17P9000	23'6s	-2'2	25'0	25'4	23'4	152	4939
<input checked="" type="checkbox"/> @SX17C9200	103'1s	8'1	---	---	---	0	23	9200	<input checked="" type="checkbox"/> @SX17P9200	29'7s	-3'1	32'4	32'4	30'0	10	1622
<input checked="" type="checkbox"/> @SX17C9400	90'5s	7'3	---	---	---	0	337	9400	<input checked="" type="checkbox"/> @SX17P9400	38'3	1'1	38'3	38'3	38'3	26	692
<input checked="" type="checkbox"/> @SX17C9600	79'1s	6'6	---	---	---	0	528	9600	<input checked="" type="checkbox"/> @SX17P9600	47'6	2'1	47'6	47'6	47'6	12	1918
<input checked="" type="checkbox"/> @SX17C9800	68'7s	6'2	66'0	66'0	65'0	4	261	9800	<input checked="" type="checkbox"/> @SX17P9800	55'2s	-4'7	58'6	58'6	56'0	42	1793
<input checked="" type="checkbox"/> @SX17C10000	59'6s	5'5	58'0	58'0	58'0	6	4872	10000	<input checked="" type="checkbox"/> @SX17P10000	66'0s	-5'4	70'2	70'2	68'2	124	2899
<input checked="" type="checkbox"/> @SX17C10200	51'5s	4'6	47'0	48'1	47'0	130	1145	10200	<input checked="" type="checkbox"/> @SX17P10200	77'5s	-6'4	---	---	---	0	1387
<input checked="" type="checkbox"/> @SX17C10400	44'5s	4'1	37'6	42'0	37'6	9	519	10400	<input checked="" type="checkbox"/> @SX17P10400	90'4s	-7'1	---	---	---	0	141
<input checked="" type="checkbox"/> @SX17C10600	37'2	-1'2	37'2	37'2	37'2	8	1758	10600	<input checked="" type="checkbox"/> @SX17P10600	104'2s	-7'5	---	---	---	0	14
<input checked="" type="checkbox"/> @SX17C10800	32'3	-0'7	32'3	32'3	32'3	42	923	10800	<input checked="" type="checkbox"/> @SX17P10800	118'7s	-8'0	---	---	---	0	6

In the money  At the money

Quotes generated on: Mon, Jan 9, 2017 11:44 PM CST

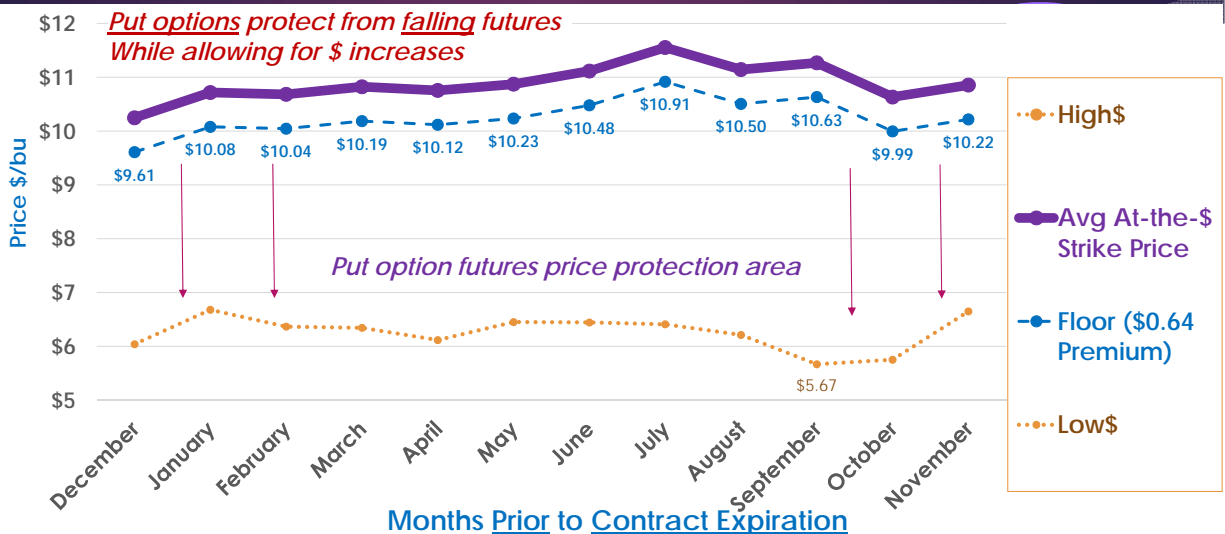
# NOV Soybean Futures: MY 2006/07-2015/16

Monthly (1<sup>st</sup> Wednesdays)



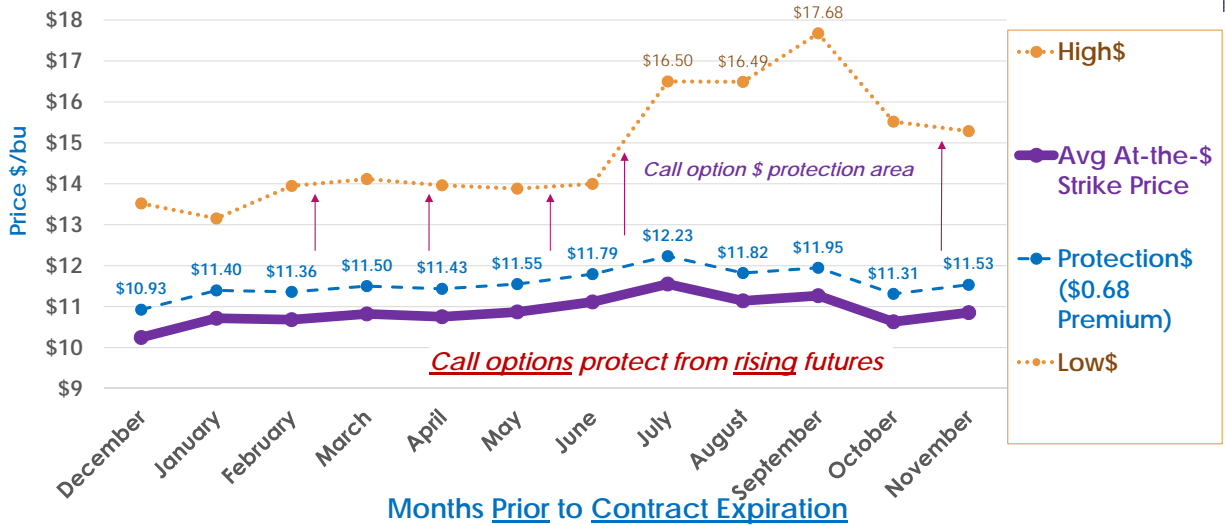
# NOV Soybean Futures & Put Option Payouts

Monthly: MY 2006/07 - 2015/16 (adjusted #s)



# NOV Soybean Futures & Call Option Payouts

Monthly: MY 2006/07 - 2015/16 (adjusted #s)



## Questions?

Daniel O'Brien – Extension Agricultural Economist

Kansas State University

[dobrien@ksu.edu](mailto:dobrien@ksu.edu)

KSUGrains on Twitter & Facebook

[www.AgManager.info](http://www.AgManager.info)

**KANSAS STATE UNIVERSITY**

Department of Agricultural Economics

