

Livestock Forage Disaster Program available in 65 Kansas Counties

Robin Reid (robinreid@ksu.edu) – K-State Department of Agricultural Economics
 May 2022

As producers are currently putting cattle on grass for the summer, unfortunately much of Kansas is facing drought conditions. The current [U.S. Drought Monitor](#) shows 66% of the state in a D1-D4 drought, with 46% in the D2-D4 category (Figure 1). USDA has recently declared 54 counties in Kansas as Primary Natural Disaster Areas with numerous other contiguous counties also being eligible for [emergency disaster loans](#). While recent rain in some areas of the state has improved pasture conditions, total precipitation is still much below normal within the past 180 days (Figure 2).

Figure 1. U.S. Drought Monitor for Kansas-May 12th

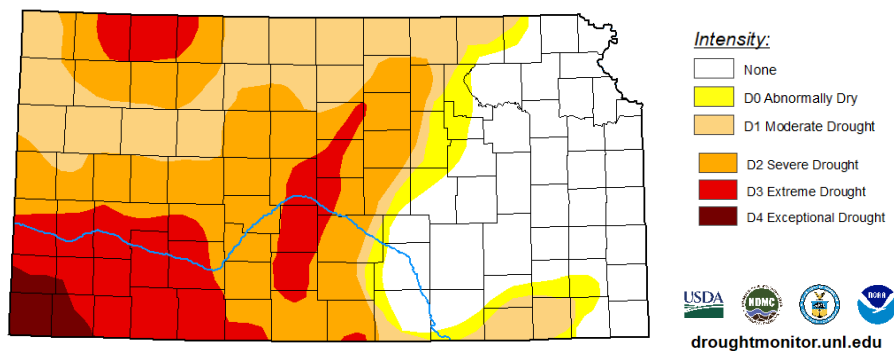
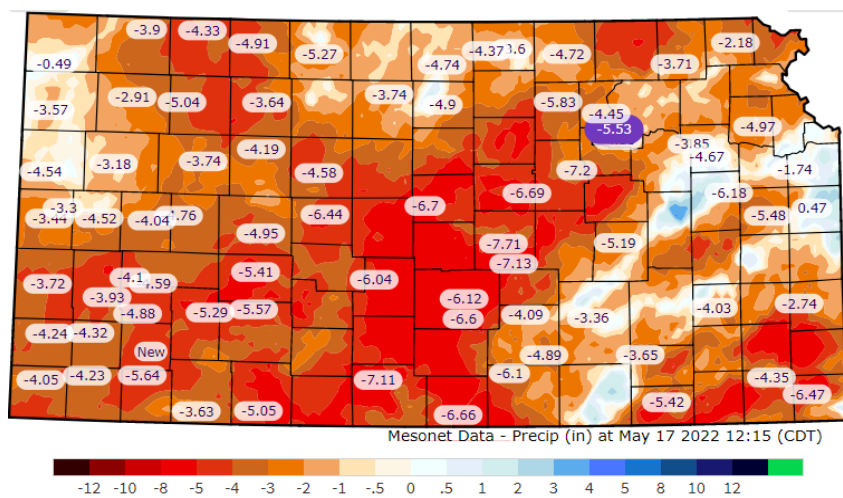


Figure 2. Kansas Mesonet, Precipitation Departure from Normal 180 Days -May 16th



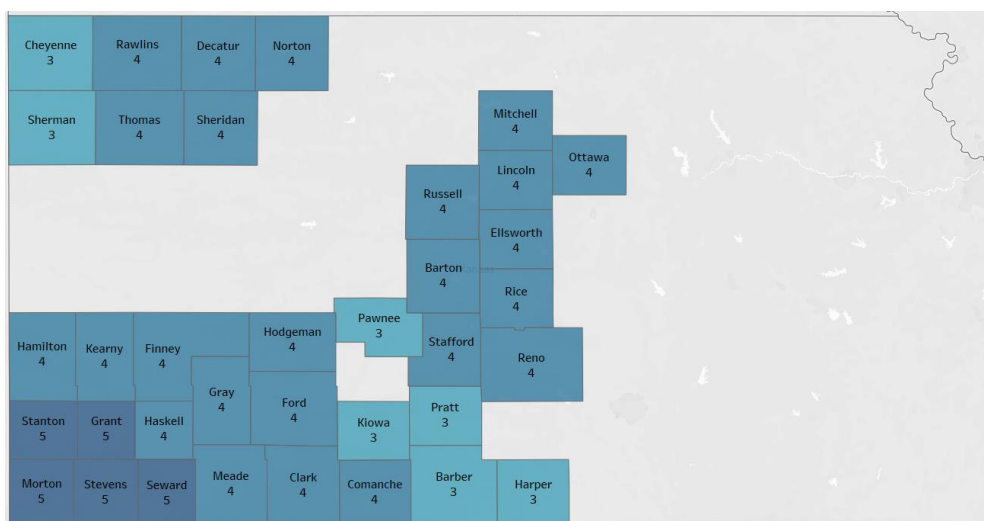
One program that will assist livestock producers that are facing forage shortages is the Livestock Forage Disaster Program (LFP) that is administered through the Farm Service Agency (FSA). This program provides payments to producers with grazing livestock in qualifying counties who suffer forage losses this grazing season due to drought. The full FSA factsheet can be found [HERE](#), but this paper will highlight important items for Kansas grazers.

To qualify for a payment, a producer needs to own, cash or share lease, or be a contract grower of covered livestock at some point in the 60 days prior to the beginning date of the qualifying drought. For counties that qualify for native pasture, this would be 60 days prior to April 16th, April 19th, April 26th, or May 12th (Kiowa County). Covered livestock includes cattle, bison, sheep, goats and many other species ([see Factsheet](#)) that would have been grazing eligible grazing land or pasture acres during the normal grazing period. Livestock must be maintained for commercial use and not recreational purposes. Livestock that would normally have been in a feedlot as part of normal business operation do not qualify, however if livestock are placed in a feedlot because of drought conditions that would normally have been grazing, they still qualify for payment. Livestock that have been sold because of the drought conditions during the current production year also qualify.

The producer must provide pastureland or have planted certain annual crops specially for grazing for the covered livestock, including rented land, that is physically located in a qualifying county and suffered a grazing loss.

Currently, there are 36 Kansas counties that qualify for LFP payments on native pasture (Figure 3). The number on the map refers to the current number of monthly payments the county is eligible for. Other counties in Kansas are eligible for payments on annual crab grass, annual rye grass, cool season improved pasture, warm season improved pasture, forage sorghum, and small grains planted for grazing. See the 2022 Program Year Livestock Forage Disaster Program [Maps](#) to see eligible counties for each forage type.

Figure 3. Kansas Counties Eligible for LFP Payments on Native Pasture -May 12th



The number of monthly payments is determined for a county using the following criteria based on the U.S. Drought Monitor (see Figure 1):

One Monthly Payment: D2 (severe drought) intensity in any area of the county for at least eight consecutive weeks during the normal grazing period

Three Monthly Payments: D3 (extreme drought) intensity in any area of the county at any time during the normal grazing period

Four Monthly Payments: D3 (extreme drought) intensity in any area of the county for at least four weeks during the normal grazing period or is rated a D4 (exceptional drought) intensity at any time during the normal grazing period

Five Monthly Payments: D4 (exceptional drought) in a county for four weeks (not necessarily four consecutive weeks) during the normal grazing period

The monthly payments for beef cows or bulls are calculated as the lesser of:

- Number of adult beef cows or bulls times the monthly feed cost which is established by FSA as \$47.29/animal unit of measure
- or
- the normal carrying capacity of the eligible grazing land times monthly value of forage at \$47.29/animal unit of measure.

Once the lesser value is established, this value is multiplied times 60% (standard program payment reduction factor) and 94.3% (5.7% standard yearly sequestration rate reduction factor) to arrive at net payment received.

An example payment calculation for a herd of 50 cows in Ottawa County with a normal stocking rate of 8 acres per head on a 400-acre pasture with a would be:

Total payment= 50 cows * \$47.29 * 60% * 94.3% * 4 months = \$5,351.

Note that if they operation had 60 cows on the 400 acres, this would be above the FSA established stocking rate in Ottawa County of 8 acres/cow, so they would only be paid based on 50 cows (400 acres/50=8 acres/cow).

For stockers over 500 pounds the payment rate per head (before reductions) is \$35.47 for stockers and \$23.64 for stockers below 500 pounds (must be weaned animals). See the [FSA factsheet](#) for rates for other grazing livestock.

As with most FSA programs, \$125,000 payment limit will apply (separate of other programs) along with an adjusted gross income (AGI) limit of less than \$900,000. Please contact your local FSA office to complete an application. Timely filing an acreage report for all grazing land is also critical. Producers have until 30 days after the end of the calendar year to apply for LFD for the 2022 grazing season but there is no advantage is waiting. If



the county qualifies now but is later moved to a more intense drought status (causing more monthly payments), the producer will automatically get those payments once they are enrolled in the program.

References

Disaster Assistance, LFP-Livestock Forage Disaster Program, U.S. Department of Agriculture.

https://www.fsa.usda.gov/Assets/USDA-FSA-Public/usdfiles/FactSheets/fsa_lfp-livestockforageprogramfactsheet-2022_final.pdf

2022 Program Year Livestock Forage Disaster Program Maps, U.S. Department of Agriculture. Assessed May 18th, 2022.

<https://www.fsa.usda.gov/programs-and-services/disaster-assistance-program/livestock-forage/index>

Disaster Designation Information, U.S. Department of Agriculture. <https://www.fsa.usda.gov/programs-and-services/disaster-assistance-program/disaster-designation-information/index>

Emergency Farm Loans, U.S. Department of Agriculture. <https://www.fsa.usda.gov/programs-and-services/farm-loan-programs/emergency-farm-loans/index>

Kansas Mesonet, Kansas State University. Assessed April 26th, 2022. <https://mesonet.k-state.edu/>

U.S. Drought Monitor, National Drought Mitigation Center, University of Nebraska-Lincoln. Assessed April 26th, 2022. <https://droughtmonitor.unl.edu/>

For more information about this publication and others, visit AgManager.info.

K-State Agricultural Economics | 342 Waters Hall, Manhattan, KS 66506-4011 | 785.532.1504

www.ageconomics.k-state.edu

[Copyright 2022: AgManager.info](https://AgManager.info) and K-State Department of Agricultural Economics

